

SAFE LOAD

ISR Gooseneck Hitch

Why be **kinda safe**?
When you can be
Weigh Safe!

INSTALLATION INSTRUCTIONS



RATINGS

30,000 LBS
GROSS TRAILER WT.

&

7,500 LBS
MAX VERTICAL WT.

WARNING: NEVER EXCEED YOUR TOW VEHICLE MANUFACTURER'S RECOMMENDED TOWING CAPACITY

Item #	Part #	Part Description	QTY
1	WSISR	Safe Load ISR Gooseneck	1
2	RP001	Securing Rail Pins	4

Made in China.



WEIGH-SAFE.COM

WARNINGS

Responsibility falls on the driver to properly adjust the towing equipment and to adjust his or her driving habits to account for the trailer requirements, the towing conditions, and the road conditions. The driver alone is responsible for their own safety and the safety of any passengers in the vehicle.

Thoroughly read, understand, and follow all safety warnings, setup, use and maintenance instructions of your tow vehicle, trailer and towing/hitching equipment prior to installing your hitch and before towing your trailer.

Even if a dealer installed your gooseneck hitch, verify that the ball is properly inserted and secured prior to your trip.

ALWAYS verify adequate turning clearance between the truck cab/bed corners and trailers. Ensure there is a minimum of 6" of clearance between the bottom of the trailer overhang and the top of the truck bed sides.

ALWAYS inspect all Safe Load ISR Gooseneck Hitch components to ensure everything is installed properly and secure prior to each trip. Do NOT tow your trailer until all components have been checked.

ALWAYS use a tow ball size that matches your trailer's coupler size and double check to make sure the tow ball and trailer coupler are properly and securely joined prior to towing.

ALWAYS ensure trailer chains are securely attached to safety attachments.

ALWAYS verify that safety chain length has just enough slack to allow a full turning radius without interference but not too much slack.

ALWAYS load the contents of a trailer correctly and properly. Follow tow vehicle and trailer manufacturer's recommendations for quantity and placement of cargo.

NEVER tow more than one trailer at a time as this may cause loss of control.

NEVER tow until your hitch is properly installed.

NEVER exceed the weight rating specified for the tow vehicle, trailer, hitch, tow ball, or any other towing equipment.

NEVER cut, weld, grind, bend, or modify any of the hitch components in any way

INSTALLATION

STEP 1: Install base rails (sold separately) across truck bed and place your Safe Load ISR Gooseneck Hitch on the base rails to ensure spread between the base rails. Secure base rails with mounting kit.

STEP 2: Install ISR Gooseneck Hitch onto base rails ensuring the Weigh Safe gauge is facing out, towards each side of the vehicle. Always make sure that the tow ball is NOT behind the vehicle axle centerline. For optimal towing performance, install your ISR Gooseneck Hitch so that the tow ball is in front of or directly over the vehicle axle centerline.

STEP 3: Once ISR Gooseneck Hitch is in place, install pull pins and secure with cotter pins on all four corners of the hitch.

STEP 4: Secure safety chains through slots on either side of the gooseneck platform.

REMOVAL & STORAGE

To remove your Safe Load ISR Gooseneck Hitch, detach safety chains and remove all four cotter pins and pull pins. Lift ISR Gooseneck Hitch off of the base rails and remove from the truck bed.

When not in use, store your Safe Load ISR Gooseneck Hitch in where it will be protected from weather conditions.

MAINTENANCE

Always keep your Safe Load ISR Gooseneck Hitch clean and free from dirt/debris.

LIMITED WARRANTY

***TO OBTAIN BENEFITS of this warranty you MUST: REGISTER ON LINE (within 30 days of original date of purchase)

Weigh Safe, LLC warrants to the original buyer of this Weigh Safe® (the "product") that —under normal and ordinary use and service—the product will be free from defects in materials and workmanship. If the product includes a latent defect, the product will be repaired or replaced at Weigh Safe's option. Proof of purchase required. Register your product at www.weigh-safe.com within thirty (30) days of purchase to guaranty warranty service and to receive product updates.

This warranty does not cover normal wear and tear and also does not apply to any product (i) beyond its expected useful life; (ii) that has been modified or altered; (iii) damaged as a result of improper installation, improper maintenance, or unreasonable use including, without limitation, loading the product beyond its factory-rated load capacity; (iv) damaged in a collision; or (v) that has suffered any other damage.

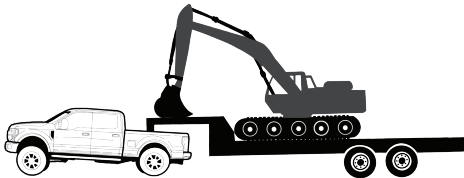
The Company shall not be liable for any consequential, incidental, indirect, penal, or special damages arising out of any act or failure to act, even if the Company has been advised of or has foreseen the possibility of such damages. Customer assumes all risk of injury resulting from use of the product.

EXCEPT AS EXPRESSLY SET FORTH IN THIS LIMITED LIFETIME WARRANTY, THE PRODUCT IS SOLD "AS IS" WITH ALL FAULTS AND WITHOUT WARRANTY OF ANY KIND, EXPRESS OR IMPLIED, INCLUDING WITHOUT LIMITATION, ANY WARRANTY OF MERCHANTABILITY OR FITNESS FOR ANY PARTICULAR PURPOSE.


For warranty service, Customer must first contact the Company and obtain a return authorization number, then return the product to the Company, at Customer's expense. Customer will be responsible to pay any labor costs and all shipping charges to return the product to Customer.

Contact Customer Service at (801) 820-7020 or returns@weigh-safe.com.

Towing Peace of Mind



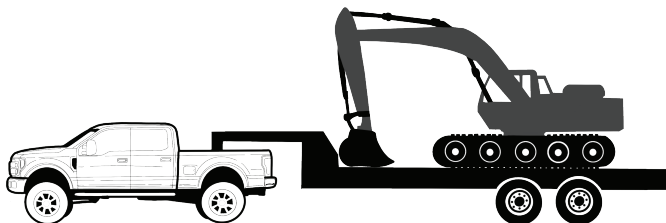
DON'T BE THIS GUY WITH
TOO MUCH
TONGUE WEIGHT



OR THIS GUY WITH
TOO LITTLE
TONGUE WEIGHT



BECAUSE YOU MIGHT END UP WITH
YOUR LIFE AT RISK
LIKE THIS GUY



BE THIS GUY WITH
PROPER 15-25%
TONGUE WEIGHT

CHECK OUT OUR OTHER PRODUCTS!



SCAN ME!



TRUE TOW WEIGHT DISTRIBUTION



ALUMINUM WEIGH SAFE
DROP HITCH



STEEL WEIGH SAFE
DROP HITCH



Weigh Safe, LLC.
420 N Geneva Road
Lindon, Utah 84042

801.820.7020
support@weigh-safe.com
www.weigh-safe.com