


Weigh Safe's Safe Load OEM Gooseneck Ball

CHAIN ANCHOR
PUCKS **NOT**
INCLUDED

INSTALLATION INSTRUCTIONS



PART #:
WSOEM



SCAN ME!

Rated For 30,000 GTW 7,500 Max Vertical Weight

WARNING: NEVER EXCEED YOUR TOW VEHICLE MANUFACTURER'S RECOMMENDED TOWING CAPACITY

ITEM #	PART #	PART DESCRIPTION	QTY
1	WSG07	Safe Load OEM Gooseneck Ball With Gauge	1
2	WSG10	OEM Rubber Cap	1
3	WSG12	OEM Storage Case	1

Made in China.



WEIGH-SAFE.COM

WARNINGS

Responsibility falls on the driver to properly adjust the towing equipment and to adjust his or her driving habits to account for the trailer requirements, the towing conditions, and the road conditions. The driver alone is responsible for their own safety and the safety of any passengers in the vehicle.

Thoroughly read, understand, and follow all safety warnings, setup, use and maintenance instructions of your tow vehicle, trailer and towing/hitching equipment prior to installing your hitch and before towing your trailer.

Even if a dealer installed your gooseneck ball, please review the following steps before use.

ALWAYS verify adequate turning clearance between the truck cab/bed corners and trailers. Ensure there is a minimum of 6" of clearance between the bottom of the trailer overhang and the top of the truck bed sides.

ALWAYS inspect all Safe Load OEM Gooseneck Ball components to ensure everything is installed properly and secure prior to each trip. Do NOT tow your trailer until all components have been checked.

ALWAYS use a tow ball size that matches your trailer's coupler size and double check to make sure the tow ball and trailer coupler are properly and securely joined prior to towing.

ALWAYS ensure trailer chains are securely attached to safety pucks.

ALWAYS verify that safety chain length has just enough slack to allow a full turning radius without interference but not too much slack.

ALWAYS load the contents of a trailer correctly and properly. Follow tow vehicle and trailer manufacturer's recommendations for quantity and placement of cargo.

NEVER tow more than one trailer at a time as this may cause loss of control.

NEVER tow until your hitch is properly installed.

NEVER exceed the weight rating specified for the

tow vehicle, trailer, hitch, tow ball, or any other towing equipment.

NEVER cut, weld, grind, bend, or modify any of the hitch components in any way.

INSTALLATION

STEP 1: To insert the Safe Load OEM Gooseneck Ball, remove any plug or cap covering the receiver tube. Remove the rubber dust cover on the OEM Ball and unlock it so that the lock body extends out from the tow ball housing.

STEP 2: Insert the gooseneck ball into the receiver tube, remove the keys from the lock and push in the lock to engage and secure in the locked position. **Note that the spring loaded portion of the lock must remain flush to the housing for the lock to be engaged.** Replace rubber dust cover over the lock.

STEP 3: Always double check that the lock engages and the ball is secure by pulling up on the tow ball. If it is properly inserted and locked, the ball will not be able to lift out.

STEP 4: Insert pucks per manufacturer's instructions. (***These sold separately are not included with your Safe Load OEM Gooseneck Ball.)

REMOVAL & STORAGE

To remove the gooseneck ball, unlock the ball so that the lock body extends out from the tow ball and lift the ball out of the receiver tube.

When not in use, remove the gooseneck ball from the receiver tube and store it where it will be protected from weather conditions. Place rubber cover in the receiver tube once the ball is removed to prevent dirt and debris from getting inside.

MAINTENANCE

Always keep your Safe Load OEM Gooseneck Ball, safety pucks, receiver tube and trailer coupler clean and well lubricated with high-pressure multipurpose or bearing grease. This will prevent unnecessary wear/tear and rust.

To ensure easy and proper function, remove any dirt or debris from your vehicle receiver tube prior to inserting the Safe Load OEM Gooseneck Ball.

LIMITED WARRANTY

***TO OBTAIN BENEFITS of this warranty you MUST: REGISTER ON LINE (within 30 days of original date of purchase)

Weigh Safe, LLC warrants to the original buyer of this Weigh Safe® (the "product") that —under normal and ordinary use and service—the product will be free from defects in materials and workmanship. If the product includes a latent defect, the product will be repaired or replaced at Weigh Safe's option. Proof of purchase required. Register your product at www.weigh-safe.com within thirty (30) days of purchase to guaranty warranty service and to receive product updates.

This warranty does not cover normal wear and tear and also does not apply to any product (i) beyond its expected useful life; (ii) that has been modified or altered; (iii) damaged as a result of improper installation, improper maintenance, or unreasonable use including, without limitation, loading the product beyond its factory-rated load capacity; (iv) damaged in a collision; or (v) that has suffered any other damage.

The Company shall not be liable for any consequential, incidental, indirect, penal, or special damages arising out of any act or failure to act, even if the Company has been advised of or has foreseen the possibility of such damages. Customer assumes all risk of injury resulting from use of the product.

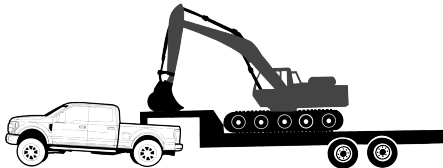
EXCEPT AS EXPRESSLY SET FORTH IN THIS LIMITED LIFETIME WARRANTY, THE PRODUCT IS SOLD "AS IS" WITH ALL FAULTS AND WITHOUT WARRANTY OF ANY KIND, EXPRESS OR IMPLIED, INCLUDING WITHOUT LIMITATION, ANY WARRANTY OF MERCHANTABILITY OR FITNESS FOR ANY PARTICULAR PURPOSE.

For warranty service, Customer must first contact the Company and obtain a return authorization number, then return the product to the Company, at Customer's expense. Customer will be responsible to pay any labor costs and all shipping charges to return the product to Customer.


In order to receive full warranty benefits the products must be returned in it's originally packaged state or according to Weigh Safe product return requirements.

Contact Customer Service at (801) 820-7020 or returns@weigh-safe.com.

Towing **Peace of Mind**



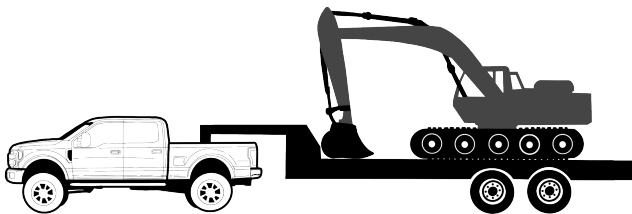
DON'T BE THIS GUY WITH
TOO MUCH
TONGUE WEIGHT



OR THIS GUY WITH
TOO LITTLE
TONGUE WEIGHT



BECAUSE YOU MIGHT END UP WITH
YOUR LIFE AT RISK
LIKE THIS GUY



BE THIS GUY WITH
PROPER 15-25%
TONGUE WEIGHT

CHECK OUT OUR OTHER PRODUCTS!



SCAN ME!



TRUE TOW WEIGHT DISTRIBUTION



ALUMINUM WEIGH SAFE
DROP HITCH



STEEL WEIGH SAFE
DROP HITCH



Weigh Safe, LLC.
420 N Geneva Road
Lindon, Utah 84042

801.820.7020
support@weigh-safe.com
www.weigh-safe.com