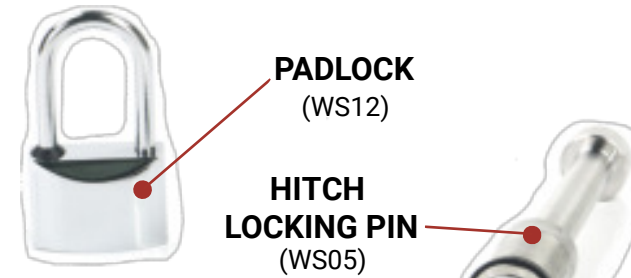



ACCESSORIES

All of our Weigh Safe locks can be keyed alike to your Weigh Safe hitch so that you can have one key for everything!



PADLOCK
(WS12)

HITCH LOCKING PIN
(WS05)




DUAL PIN KEY LOCK ASSEMBLY
(WS03)



ADJUSTABLE TRAILER COUPLER LATCH LOCK
(WS11)

ANTI-RATTLE RECEIVER REDUCER
(WSARR-2)



CLAM SHELL CONVERTER
(WS08)

WHAT'S INCLUDED

◀ Weigh Safe Drop Hitch: Your choice of (2) stainless steel tow balls; either a 1-7/8" & 2" or a 2" & 2-5/16" tow balls.

▶ 180 Drop Hitch: Your choice of either a 1-7/8" & 2" ball combo or a 2" & 2-5/16" ball combo in stainless steel or chrome-plated steel.

◀ Dual Pin Key Lock Assembly with keys to secure product and a dust lock cover.
(included with both Weigh Safe & 180 Drop Hitches)

▶ Optional keyed alike Hitch Locking Pin add on!

WEIGH SAFE DROP HITCH

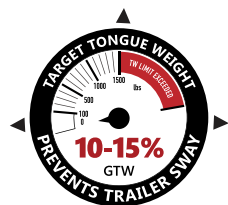
***Available in brushed aluminum & black cerakote finish



Brushed Aluminum with scale



2" Drop with scale



TARGET TONGUE WEIGHT
10-15% GTW
PREVENTS TRAILER SWAY



Black Powder Coated Steel with scale

180 DROP HITCH

Built-in Gauge not available w/ 180 Hitch

***Available in brushed aluminum & black cerakote finish



Stainless Steel Tow Balls



Chrome-Plated Steel Tow Balls

AVAILABLE STEEL SIZES


Shank Sizes & Gross Trailer Weight Ratings



2" 12.5K Lbs

2.5" 18.5K Lbs

Steel Weigh Safe Drop Lengths



8"

6"

AVAILABLE ALUMINUM SIZES

Shank Sizes & Gross Trailer Weight Ratings



2" 12.5K Lbs

2.5" 18.5K Lbs

3" 21K Lbs

Weigh Safe & 180 Hitch Drop Lengths



10"

8"

6"

4"

Weigh Safe!


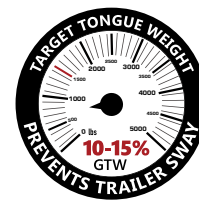
MEASURES TONGUE WEIGHT

TRUE TOW

WEIGHT DISTRIBUTION HITCH



SCAN TO
DOWNLOAD
APP



AVAILABLE SIZES

Shank Sizes & Gross Trailer Weight Ratings

BUILT-IN SCALE MEASURES TONGUE WEIGHT

SWAY BARS FOR SWAY CONTROL



TRUE TOW STANDARD BALL MOUNT ADAPTER KIT

Converts a weight distribution towing system to a standard adjustable ball mount.



SAFE LOAD

GOOSENECK PRODUCTS

RATINGS

30,000 LBS
GROSS TRAILER WT.
7,500 LBS
MAX VERTICAL WT.




ISR Gooseneck Hitch

***Compatible with industry standard rails



BW Insert Gooseneck Ball


***Compatible with B&W Turnover Gooseneck Hitch



OEM Gooseneck Ball
***Compatible with OEM Puck System



*Pucks Included



GENERIC PUCKS

RAM PUCKS

Why be kinda safe? When you can be Weigh Safe!

Built-In Gauge Measures Tongue Weight



SCAN FOR WEBSITE



WEIGH SAFE
PRODUCT BROCHURE
www.weigh-safe.com

Weigh Safe, LLC.
420 North Geneva Road
Lindon, Utah 84042

801.820.7020

support@weigh-safe.com

WWW.WEIGH-SAFE.COM



@weighsafe