

Weigh Safe's

Safe Load OEM Gooseneck Ball

Bringing You a
Towing **Peace of Mind**™

INSTALLATION INSTRUCTIONS



SCAN ME!



Rated For 30,000 GTW 7,500 Max Vertical Weight

WARNING: NEVER EXCEED YOUR TOW VEHICLE MANUFACTURER'S RECOMMENDED TOWING CAPACITY

Item #	Part #	Part Description	QTY
1	WSOEM	Safe Load OEM Gooseneck Ball	1
2	WSG10	OEM Rubber Cover	1
3	WS09	Weigh Safe Keys	1 set

***Pucks NOT included

Made in China.



www.weigh-safe.com

WARNINGS

Responsibility falls on the driver to properly adjust the towing equipment and to adjust his or her driving habits to account for the trailer requirements, the towing conditions, and the road conditions. The driver alone is responsible for their own safety and the safety of any passengers in the vehicle.

Thoroughly read, understand, and follow all safety warnings, setup, use and maintenance instructions of your tow vehicle, trailer and towing/hitching equipment prior to installing your hitch and before towing your trailer.

Even if a dealer installed your gooseneck ball, please review the following steps before use.

ALWAYS verify adequate turning clearance between the truck cab/bed corners and trailers. Ensure there is a minimum of 6" of clearance between the bottom of the trailer overhang and the top of the truck bed sides.

ALWAYS inspect all Safe Load OEM Gooseneck Ball components to ensure everything is installed properly and secure prior to each trip. Do NOT tow your trailer until all components have been checked.

ALWAYS use a tow ball size that matches your trailer's coupler size and double check to make sure the tow ball and trailer coupler are properly and securely joined prior to towing.

ALWAYS ensure trailer chains are securely attached to safety pucks.

ALWAYS verify that safety chain length has just enough slack to allow a full turning radius without interference but not too much slack.

ALWAYS load the contents of a trailer correctly and properly. Follow tow vehicle and trailer manufacturer's recommendations for quantity and placement of cargo.

NEVER tow more than one trailer at a time as this may cause loss of control.

NEVER tow until your hitch is properly installed.

NEVER exceed the weight rating specified for the

tow vehicle, trailer, hitch, tow ball, or any other towing equipment.

NEVER cut, weld, grind, bend, or modify any of the hitch components in any way.

INSTALLATION

STEP 1: To insert the Safe Load OEM Gooseneck Ball, remove any plug or cap covering the receiver tube. Remove the rubber dust cover on the OEM Ball and unlock it so that the lock body extends out from the tow ball housing.

STEP 2: Insert the gooseneck ball into the receiver tube, remove the keys from the lock and push in the lock to engage and secure in the locked position. **Note that the spring loaded portion of the lock must remain flush to the housing for the lock to be engaged.** Replace rubber dust cover over the lock.

STEP 3: Always double check that the lock engages and the ball is secure by pulling up on the tow ball. If it is properly inserted and locked, the ball will not be able to lift out.

STEP 4: Insert pucks per manufacturer's instructions. (***These sold separately are not included with your Safe Load OEM Gooseneck Ball.)

REMOVAL & STORAGE

To remove the gooseneck ball, unlock the ball so that the lock body extends out from the tow ball and lift the ball out of the receiver tube.

When not in use, remove the gooseneck ball from the receiver tube and store it where it will be protected from weather conditions. Place rubber cover in the receiver tube once the ball is removed to prevent dirt and debris from getting inside.

MAINTENANCE

Always keep your Safe Load OEM Gooseneck Ball, safety pucks, receiver tube and trailer coupler clean and well lubricated with high-pressure multipurpose or bearing grease. This will prevent unnecessary wear/tear and rust.

To ensure easy and proper function, remove any dirt or debris from your vehicle receiver tube prior to inserting the Safe Load OEM Gooseneck Ball.

LIMITED WARRANTY

Subject to the terms, conditions, and limitations set forth below, Weigh Safe, LLC (the **"Manufacturer"**) warrants to the initial purchaser (the **"Purchaser"**) of this Weigh Safe® Safe Load OEM Gooseneck Ball (the **"Hitch"**) that (a) all parts, other than the Hitch's gauge (the **"Gauge"**), will be free from material defects in parts and/or workmanship that impair the intended use of the Hitch for the usable life of the Hitch; (b) the Gauge reading is accurate within fifty pounds (50 lbs.); and (c) the Gauge will be free from material defects in parts and/or workmanship for a period of one (1) year after the date of purchase.

1. Purchaser is required to register his or her purchase of the Hitch on Manufacturer's website (www.weigh-safe.com) within thirty (30) days of purchase to claim any benefit under this Limited Warranty.

2. This Limited Warranty is expressly limited to the repair or replacement of a defective Hitch, including any part thereof, covered under this Limited Warranty. In no event will this Limited Warranty extend beyond the date this product ceases to be manufactured.

3. This Limited Warranty is not transferable from the original purchaser to subsequent owners, and the warranty period will not be extended in duration or expanded in coverage for any such transfer.

4. To make a Limited Warranty claim, Purchaser must contact Manufacturer at 420 North Geneva Road, Lindon, Utah 84042, to determine any specific needs and/or to obtain a Return Merchandise Authorization number.

5. Manufacturer reserves the right to examine any and all physical evidence that a Hitch may be defective as Purchaser claims including, but not limited to, the Hitch itself, any photographs, etc., and to recover the Hitch, prior to approving any claim under this Limited Warranty.

6. Unless indicated otherwise by Manufacturer, the Hitch must be shipped, at Purchaser's expense, to Manufacturer—with a copy of the relevant proof of purchase—so Manufacturer can evaluate whether a claim is covered under this Limited Warranty. Manufacturer will not be liable for or at risk of any damage or loss occurring while the Hitch or any part thereof is in transit to Manufacturer for evaluation under this Limited Warranty. Upon receipt, Manufacturer will examine the Hitch and determine, in its sole and absolute discretion, whether (a) this Limited Warranty applies to the Hitch, its state, and its condition; and (b) the Hitch will be repaired or replaced. Any and all dealer service charges, labor costs, shipping costs, insurance, travel expenses and any other charges or expenses involved in the installation, removal, or replacement of the Hitch including, but not limited to, any part thereof covered under this Limited Warranty will be the sole and exclusive responsibility of the Purchaser. Manufacturer will refuse any Hitch or any part thereof shipped C.O.D.

7. THIS LIMITED WARRANTY IS VOID IF THE HITCH HAS BEEN DAMAGED BY ACCIDENT, USE OTHER THAN THE HITCH'S INTENDED USE, UNREASONABLE USE, AND/OR ANY ABUSE, NEGLIGENCE, IMPROPER SERVICE OR REPAIR, IMPROPER INSTALLATION OR HANDLING, FAILURE TO FOLLOW PROVIDED INSTRUCTIONS, SHIPPING, VANDALISM, ACTS OF GOD, ENVIRONMENTAL FACTORS, ALTERATION OF THE HITCH, OR ANY OTHER EVENT BEYOND MANUFACTURER'S CONTROL, OR OTHER CAUSES NOT ARISING OUT OF DEFECTS IN MATERIALS OR WORKMANSHIP.

8. THIS HITCH IS FOR PERSONAL, NON-COMMERCIAL USE ONLY. USING THE HITCH FOR OTHER THAN PERSONAL USE, AS A VEHICLE TOWING HITCH, OR USE IN ANY MANNER INCONSISTENT WITH ITS INTENDED USE OR PURPOSE, WILL IMMEDIATELY AND AUTOMATICALLY VOID THIS LIMITED WARRANTY.

9. THIS LIMITED WARRANTY DOES NOT COVER ANY LIABILITY TO PERSON OR PROPERTY THAT MAY OCCUR UPON: (i) Purchaser's failure to correctly and/or securely attach the Hitch or a tow load; (ii) Purchaser's failure to accurately interpret the Gauge or to use the Hitch within the gross trailer weight range, tongue weight range, and tow-ball weight rating specified for the applicable towing vehicle, trailer, tow, tow ball, boat, etc.

including upon initially attaching a tow load and after adding any additional load(s); (iii) Purchaser's failure to properly secure any load to avoid shifting of objects or weight; or (iv) Purchaser's failure to comply with traffic regulations or to drive safely or reasonably. The failure of Purchaser in any similar circumstance to those described in this [Section 9](#) will immediately and automatically void this Limited Warranty.

10. Manufacturer does not warrant the Hitch will prevent any traffic accident, or be free from damage in the event of a traffic accident or other incident arising from an act of God.

11. THIS LIMITED WARRANTY DOES NOT COVER SCUFFS OR SCRATCHES THAT CAN RESULT FROM NORMAL OR EXPECTED USE OF THE HITCH. THIS LIMITED WARRANTY ALSO DOES NOT COVER RUSTING PARTS, CRACKS THAT DO NOT AFFECT THE FUNCTIONALITY OF THE HITCH, OR OTHER DAMAGE CAUSED BY WEATHER, CLIMATE CONDITIONS, OR EXPOSURE TO CORROSIVES SUCH AS SALTS, PESTICIDES, ETC.

12. THIS EXPRESS LIMITED WARRANTY IS GIVEN IN LIEU OF ALL OTHER WARRANTIES AND IS THE SOLE AND EXCLUSIVE WARRANTY FOR THE HITCH. MANUFACTURER DISCLAIMS ANY AND ALL OTHER ORAL OR WRITTEN REPRESENTATIONS, EXPRESS OR IMPLIED, FROM ANY SOURCE CONCERNING THE HITCH. ANY IMPLIED WARRANTY ARISING OUT OF THE SALE OF THE HITCH, INCLUDING, BUT NOT LIMITED TO, THE IMPLIED WARRANTIES OF MERCHANTABILITY AND FITNESS FOR A PARTICULAR PURPOSE, IS LIMITED IN DURATION TO THE DURATION OF THIS LIMITED WARRANTY. Some states do not allow limitations on how long an implied warranty lasts, so the above limitation may not apply to certain purchasers.

13. THE REPAIR OR REPLACE REMEDY STATED ABOVE SHALL BE PURCHASER'S EXCLUSIVE REMEDY. MANUFACTURER DOES NOT ASSUME, OR AUTHORIZE ANY PERSON OR REPRESENTATIVE TO ASSUME ON ITS BEHALF, ANY OTHER LIABILITY IN CONNECTION WITH ANY SALE OF THE HITCH. MANUFACTURER SHALL NOT BE LIABLE FOR (A) ANY DAMAGES OR EXPENSES THAT MAY OCCUR INCLUDING, BUT NOT LIMITED TO, INCIDENTAL, SPECIAL, OR CONSEQUENTIAL DAMAGES ARISING OUT OF OR IN CONNECTION WITH THE DELIVERY, INSTALLATION, USE, PERFORMANCE AND/OR REMOVAL OF THE HITCH (INCLUDING, BUT NOT LIMITED TO, DAMAGE TO PROPERTY); (B) ANY OTHER CLAIM ARISING FROM NEGLIGENCE, STRICT LIABILITY, OR BREACH OF CONTRACT REGARDING THE HITCH; OR (C) OTHER DAMAGES WITH RESPECT TO ANY ECONOMIC LOSS, LOSS OF PROPERTY, LOSS OF ENJOYMENT OF USE, COSTS OF INSTALLATION AND/OR REMOVAL, OR OTHER CONSEQUENTIAL DAMAGES FOR BREACH OF ANY EXPRESS OR IMPLIED WARRANTY COVERING THE HITCH. Some states do not allow the exclusion or limitation of incidental or consequential damages, so the above limitation or exclusion may not apply to certain purchasers.


14. Purchaser assumes all risk of injury resulting from the use of the Hitch. All Weigh Safe® Safe Load OEM Gooseneck Ball are sold subject to this condition, and no representative of the Manufacturer may alter, waive, or change this limitation.

15. This Limited Warranty gives Purchaser specific legal rights. Purchaser may have other or additional rights, which vary from state to state.

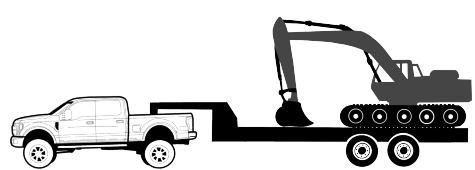


Why be kinda safe?
When you can be
Weigh Safe!

Towing **Peace of Mind**



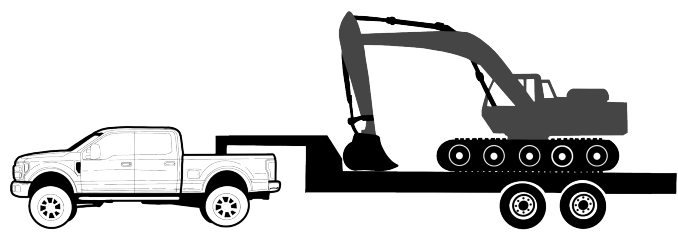
DON'T BE THIS GUY WITH
TOO MUCH
TONGUE WEIGHT



OR THIS GUY WITH
TOO LITTLE
TONGUE WEIGHT



BECAUSE YOU MIGHT END UP WITH
YOUR LIFE AT RISK
LIKE THIS GUY



BE THIS GUY WITH
PROPER 15-25%
TONGUE WEIGHT

CHECK OUT OUR OTHER PRODUCTS!



SCAN ME!



TRUE TOW WEIGHT DISTRIBUTION



ALUMINUM WEIGH SAFE
DROP HITCH



STEEL WEIGH SAFE
DROP HITCH



Weigh Safe, LLC.
420 N Geneva Road
Lindon, Utah 84042

801.820.7020
support@weigh-safe.com
www.weigh-safe.com